





District Health Assessment for Multiple District 105 through February 2025

 Status/ District Name Number of Months in Status *		Clubs							Membership							Member Strength		Cancellation		Reports			Finance	Leadership			
		Active Clubs	Clubs in Status Quo	Total Clubs	% Status Quo Clubs in Financial Suspension	New Clubs	Cancelled Clubs	YTD Net Club Gain/ Loss	Current Members In Active Clubs	Current Members In Status Quo Clubs	Current Total Members Count	YTD Add	YTD Drop	YTD NetGrowth (includes Active and Status Quo)	YTD NetGrowth% (includes Active and Status Quo)	Member Count 12 Months Ago	Average Member Count Per Club	% of Clubs with less than 20 members	Average Cancelled Club Age	Members Lost Due to Cancelled Clubs	% of Clubs Reporting Service	% No MMR in 3 Months	% No Officer Report in 12 months	% of Clubs with balance 90+ days	Number of Zone Chairs Recorded	Number of Region Chairs Recorded	District Officers Vacancies **
105 A		67	0	67	0%	1	0	1	1261	0	1261	152	98	54	4.47%	0	19	58%	0	0	84%	34%	0%	1%	11	0	
105CE		81	0	81	0%	0	0	0	1370	0	1370	73	95	-22	-1.58%	0	17	64%	0	0	48%	49%	0%	4%	15	6	
105CN T(24)		76	1	77	0%	0	2	-2	1037	3	1040	66	79	-13	-1.23%	0	14	78%	54	8	39%	56%	8%	0%	18	0	1st VDG
105CW		90	0	90	0%	3	6	-3	1641	0	1641	264	206	58	3.66%	0	18	60%	46	28	87%	48%	0%	2%	16	4	
105 N T(24)		65	0	65	0%	0	4	-4	956	0	956	70	87	-17	-1.75%	0	15	77%	41	8	55%	42%	0%	0%	10	0	
105SC T(24)		51	0	51	0%	0	2	-2	981	0	981	86	104	-18	-1.80%	0	19	59%	44	1	69%	14%	0%	0%	7	0	
105SE T(24)		50	0	50	0%	0	0	0	1047	0	1047	45	81	-36	-3.32%	0	21	54%	0	0	28%	36%	2%	0%	7	2	
105SW T(24)		52	0	52	0%	0	0	0	917	0	917	89	76	13	1.44%	0	18	62%	0	0	58%	27%	0%	0%	9	0	
		532	1	533	0%	4	14	-10	9210	3	9213	845	826	19	0.21%	0	17	65%	45	45	60%	40%	1%	1%	93	12	



District Health Assessment for Multiple District 110 through February 2025

		Clubs							Membership							Member Strength		Cancellation		Reports			Finance	Leadership			
District Name	Status/ Number of Months in Status *	Active Clubs	Clubs in Status Quo	Total Clubs	% Status Quo Clubs in Financial Suspension	New Clubs	Cancelled Clubs	YTD Net Club Gain/Loss	Current Members In Active Clubs	Current Members In Status Quo Clubs	Current Total Members Count	YTD Add	YTD Drop	YTD NetGrowth (includes Active and Status Quo)	YTD NetGrowth% (includes Active and Status Quo)	Member Count 12 Months Ago	Average Member Count Per Club	% of Clubs with less than 20 members	Average Cancelled Club Age	Members Lost Due to Cancelled Clubs	% of Clubs Reporting Service	% No MMR in 3 Months	% No Officer Report in 12 months	% of Clubs with balance 90+ days	Number of Zone Chairs Recorded	Number of Region Chairs Recorded	District Officers Vacancies **
110AN	T(22)	58	0	58	0%	0	0	0	1220	0	1220	73	72	1	0.08%	0	21	48%	0	0	7%	2%	0%	0%	0	0	GST
110AZ		71	0	71	0%	0	0	0	1807	0	1807	81	107	-26	-1.42%	0	25	24%	0	0	3%	6%	0%	0%	0	0	GLT,GMT,GST
110BN		69	0	69	0%	0	1	-1	1575	0	1575	54	88	-34	-2.11%	0	23	29%	30	0	3%	10%	7%	0%	0	0	GLT,GMT,GST
110BZ		71	0	71	0%	0	1	-1	1750	0	1750	72	79	-7	-0.40%	0	25	30%	9	0	8%	4%	1%	0%	0	0	1st VDG,GLT,GMT ,GST
110CO		79	0	79	0%	0	0	0	1762	0	1762	74	77	-3	-0.17%	0	22	42%	0	0	6%	4%	1%	0%	0	0	GLT,GST
110CW		69	0	69	0%	0	0	0	1579	0	1579	70	95	-25	-1.56%	0	23	30%	0	0	3%	3%	3%	0%	0	0	GLT,GMT,GST
		417	0	417	0%	0	2	-2	9693	0	9693	424	518	-94	-0.96%	0	23	34%	19	0	5%	5%	2%	0%	0	0	




District Health Assessment for District 133 through February 2025

Status/ District Name		Clubs							Membership							Member Strength		Cancellation		Reports			Finance		Leadership		
		Active Clubs	Clubs in Status Quo	Total Clubs	% Status Quo Clubs in Financial Suspension	New Clubs	Cancelled Clubs	YTD Net Club Gain/ Loss	Current Members In Active Clubs	Current Members In Status Quo Clubs	Current Total Members Count	YTD Add	YTD Drop	YTD NetGrowth (includes Active and Status Quo)	YTD NetGrowth% (includes Active and Status Quo)	Member Count 12 Months Ago	Average Member Count Per Club	% of Clubs with less than 20 members	Average Cancelled Club Age	Members Lost Due to Cancelled Clubs	% of Clubs Reporting Service	% No MMR in 3 Months	% No Officer Report in 12 months	% of Clubs with balance 90+ days	Number of Zone Chairs Recorded	Number of Region Chairs Recorded	District Officers Vacancies **
133		85	0	85	0%	0	3	-3	1838	0	1838	86	147	-61	-3.21%	0	22	55%	42	52	19%	59%	2%	1%	12	0	
		85	0	85	0%	0	3	-3	1838	0	1838	86	147	-61	-3.21%	0	22	55%	42	52	19%	59%	2%	1%	12	0	



District Health Assessment for Ident 5875 - GIBRALTAR - UND through February 2025

 Status/ District Name		Clubs							Membership							Member Strength		Cancellation		Reports			Finance	Leadership		
		Active Clubs	Clubs in Status Quo	Total Clubs	% Status Quo Clubs in Financial Suspension	New Clubs	Cancelled Clubs	YTD Net Club Gain/Loss	Current Members In Active Clubs	Current Members In Status Quo Clubs	Current Total Members Count	YTD Add	YTD Drop	YTD NetGrowth (includes Active and Status Quo)	YTD NetGrowth% (includes Active and Status Quo)	Member Count 12 Months Ago	Average Member Count Per Club	% of Clubs with less than 20 members	Average Cancelled Club Age	Members Lost Due to Cancelled Clubs	% of Clubs Reporting Service	% No MMR in 3 Months	% No Officer Report in 12 months	% of Clubs with balance 90+ days	Number of Zone Chairs Recorded	Number of Region Chairs Recorded
Ident 5875 - GIBRALTAR		1	0	1	0%	0	0	16	0	16	0	1	-1	-5.88%	0	16	100%	0	0	100%	0%	0%	0%	0	0	
		1	0	1	0%	0	0	16	0	16	0	1	-1	-5.88%	0	16	100%	0	0	100%	0%	0%	0%	0	0	

* - District Status: P - Provisional, T - Transitional.
** - District Officers Vacancies: DG - District Governor, 1st VDG - First Vice District Governor, 2nd VDG - Second Vice District Governor.